

# MILLING

銑削刀片牌號一覽表  
Insert Grades - Milling

工件材質 Work Piece	ISO	塗層 Coated		硬質合金 Carbide	金屬陶瓷 Cermet	塗層金屬陶瓷 Coated Cermet
		CVD	PVD			
		P 鋼	DC1125 DC2130			
M 不銹鋼	DC2130 DC2140	DP5120 DP5220 DP5230				
K 鑄鐵		DP5210 DP5230	NA20			
N 有色金屬			NA15 NA20			
S 耐熱合金、鈦合金		DP5120				

注: ● 連續加工      ● 輕斷續加工      ❖ 斷續加工  
Notice: ● Stable cutting      ● General cutting      ❖ Unstable Cutting

# TURNING

車削刀片牌號一覽表  
Insert Grades - Turning

工件材質 Work Piece	ISO	普通車削 Turning					螺紋 Threading		切斷切槽 Parting-off/Grooving		
		塗層 Coated		硬質合金 Carbide	金屬陶瓷 Cermet	塗層金屬陶瓷 Coated Cermet	塗層 PVD Coated	硬質合金 Carbide	塗層 Coated		硬質合金 Carbide
		CVD	PVD						CVD	PVD	
P 鋼		DC1115 DC1120 DC1215 DC1220 DC1130 DC1235	DP5015 DP5110 DP5120	NC10 NC30	UMC10	DP1120		DC1120	DP5220 DP5125		
M 不銹鋼		DC2115 DC2215 DC2120 DC2220	DP5015 DP5120 DP5220			DP2120			DP5220 DP5125 DP2130		
K 鑄鐵		DC3205 DC3210 DC3215 DC3115 DC3220		ND10 NA10 NA20					DP3115 DP5220 DP5125	NA20	
N 有色金屬				NA10 NA15			NA20			NA20	
S 耐熱合金、鈦合金			DP5110 DP5215 DP5120	NA15					DP5125	NA20	

注: ▲ 主推牌號      ● 可選牌號      ○ 按訂單生產  
Notice: ▲ Excellent (Instock)      ● Good (Instock)      ○ On Request

螺紋車刀片 Threading Insert  
切槽車刀片 Grooving Insert  
普通車刀片 Turning Insert  
銑刀片 Milling Insert  
鑽刀片 Drilling Insert  
刀片 CARBIDE INSERTS

螺紋車刀片 Threading Insert  
切槽車刀片 Grooving Insert  
普通車刀片 Turning Insert  
銑刀片 Milling Insert  
鑽刀片 Drilling Insert  
刀片 CARBIDE INSERTS





























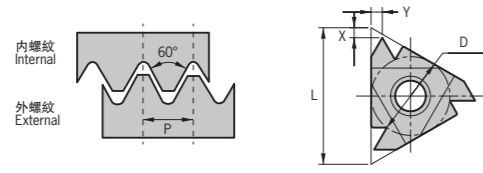






# 60°通用螺紋刀片

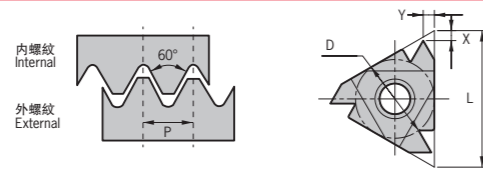
Partial Profile 60°  
60°通用型螺紋刀片



工件材料 Work Piece	P鋼	●	●
	M不銹鋼	●	●
	K鑄鐵	●	●
	N有色金屬	●	●
	S耐熱合金	○	○

注: ● 連續加工 Continuous  
● 輕斷續加工 Medium  
● 斷續加工 Interrupted

刀片 外形 Shape	型號 Specification		內接圓 直徑D Dia	加工螺紋 範圍 TPI				刀片尺寸 Size				硬質合金 Solid Carbide		
	右旋螺紋 Right Hand	左旋螺紋 Left Hand		mm	TPI	L	X	Y	T	DP1120	DP2120	NA20		
		11ERA60		11ELA60	1/4"	0.5-1.5	48-16	11	0.8	0.9	3.2	●	●	●
	16ERA60	16ELA60	3/8"	0.5-1.5	48-16	16	0.8	0.9	3.65	●	●	●		
	16ERAG60	16ELAG60	3/8"	0.5-3.0	48-8	16	1.2	1.7	3.65	●	●	●		
	16ERG60	16ELG60	3/8"	1.75-3.0	14-8	16	1.2	1.7	3.65	●	●	●		
	22ERN60	22ELN60	1/2"	3.5-5.0	7-5	22	1.7	2.5	4.76	●	●	●		
	27ERQ60	27ELQ60	5/8"	5.5-6.0	4.5-4	27	2.1	3.1	6.35	○	○	○		

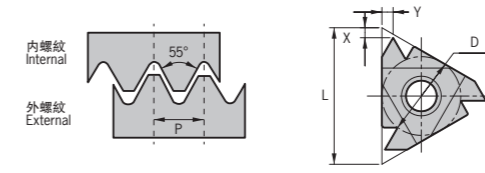


工件材料 Work Piece	P鋼	●	●
	M不銹鋼	●	●
	K鑄鐵	●	●
	N有色金屬	●	●
	S耐熱合金	○	○

刀片 外形 Shape	型號 Specification		內接圓 直徑D Dia	加工螺紋 範圍 TPI				刀片尺寸 Size				硬質合金 Solid Carbide		
	右旋螺紋 Right Hand	左旋螺紋 Left Hand		mm	TPI	L	X	Y	T	DP1120	DP2120	NA20		
		06IRA60		06ILA60	5/32"	0.5-1.25	48-20	6	0.6	0.6	1.9	○	○	○
	08IRA60	08ILA60	3/16"	0.5-1.5	48-16	8	0.6	0.7	2.2	○	○	○		
	11IRA60	11ILA60	1/4"	0.5-1.5	48-16	11	0.8	0.9	3.2	●	●	●		
	16IRA60	16ILA60	3/8"	0.5-1.5	48-16	16	0.8	0.9	3.65	●	●	●		
	16IRAG60	16ILAG60	3/8"	0.5-3.0	48-8	16	1.2	1.7	3.65	●	●	●		
	16IRG60	16ILG60	3/8"	1.75-3.0	14-8	16	1.2	1.7	3.65	●	●	●		
	22IRN60	22ILN60	1/2"	3.5-5.0	7-5	22	1.7	2.5	4.76	●	●	●		
	27IRQ60	27ILQ60	5/8"	5.5-6.0	4.5-4	27	2.1	3.1	6.35	○	○	○		

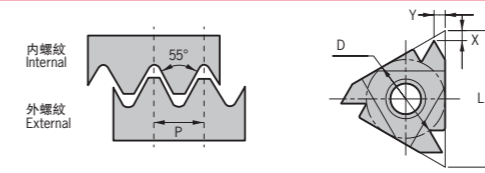
# 55°通用螺紋刀片

Partial Profile 55°  
55°通用型螺紋刀片



工件材料 Work Piece	P鋼	●	●
	M不銹鋼	●	●
	K鑄鐵	●	●
	N有色金屬	●	●
	S耐熱合金	○	○

刀片 外形 Shape	型號 Specification		內接圓 直徑D Dia	加工螺紋 範圍 TPI				刀片尺寸 Size				硬質合金 Solid Carbide		
	右旋螺紋 Right Hand	左旋螺紋 Left Hand		mm	TPI	L	X	Y	T	DP1120	DP2120	NA20		
		11ERA55		11ELA55	1/4"	0.5-1.5	48-16	11	0.8	0.9	3.2	○	○	○
	16ERA55	16ELA55	3/8"	0.5-1.5	48-16	16	0.8	0.9	3.65	○	○	○		
	16ERAG55	16ELAG55	3/8"	0.5-3.0	48-8	16	1.2	1.7	3.65	○	○	○		
	16ERG55	16ELG55	3/8"	1.75-3.0	14-8	16	1.2	1.7	3.65	○	○	○		
	22ERN55	22ELN55	1/2"	3.5-5.0	7-5	22	1.7	2.5	4.76	○	○	○		
	27ERQ55	27ELQ55	5/8"	5.5-6.0	4.5-4	27	2	2.9	6.35	○	○	○		

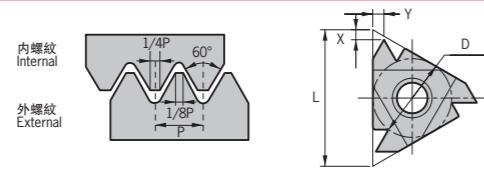


工件材料 Work Piece	P鋼	●	●
	M不銹鋼	●	●
	K鑄鐵	●	●
	N有色金屬	●	●
	S耐熱合金	○	○

刀片 外形 Shape	型號 Specification		內接圓 直徑D Dia	加工螺紋 範圍 TPI				刀片尺寸 Size				硬質合金 Solid Carbide		
	右旋螺紋 Right Hand	左旋螺紋 Left Hand		mm	TPI	L	X	Y	T	DP1120	DP2120	NA20		
		06IRA55		06ILA55	5/32"	0.5-1.25	48-20	6	0.6	0.6	1.9	○	○	○
	08IRA55	08ILA55	3/16"	0.5-1.5	48-16	8	0.6	0.7	2.2	○	○	○		
	11IRA55	11ILA55	1/4"	0.5-1.5	48-16	11	0.8	0.9	3.2	○	○	○		
	16IRA55	16ILA55	3/8"	0.5-1.5	48-16	16	0.8	0.9	3.65	○	○	○		
	16IRAG55	16ILAG55	3/8"	0.5-3.0	48-8	16	1.2	1.7	3.65	○	○	○		
	16IRG55	16ILG55	3/8"	1.75-3.0	14-8	16	1.2	1.7	3.65	○	○	○		
	22IRN55	22ILN55	1/2"	3.5-5.0	7-5	22	1.7	2.5	4.76	○	○	○		
	27IRQ55	27ILQ55	5/8"	5.5-6.0	4.5-4	27	1.8	2.7	6.35	○	○	○		

# ISO标准型螺纹刀片

ISO Metric Full Profile  
ISO標準型螺紋刀片

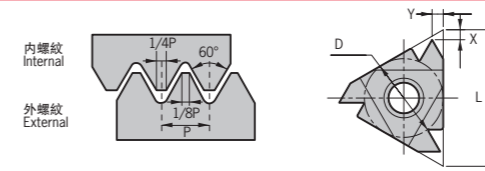


工件材料 Work Piece	P鋼	●	●	●
	M不銹鋼	●	●	●
	K鑄鐵	●	●	●
	N有色金屬	●	●	●
	S耐熱合金	●	●	●

刀片 外形 Shape	型號 Specification		內接圓 直徑D Dia	加工螺紋 範圍 TPI				刀片尺寸 Size				硬質合金 Solid Carbide		
	右旋螺紋 Right Hand	左旋螺紋 Left Hand		mm	TPI	L	X	Y	T	DP1120	DP2120	NA20		
	11ER0.50ISO	11EL0.50ISO	1/4"	0.5	-	11	0.6	0.6	3.2	●	●	●		
	11ER0.75ISO	11EL0.75ISO	1/4"	0.75	-	11	0.6	0.6	3.2	●	●	●		
	11ER1.00ISO	11EL1.00ISO	1/4"	1	-	11	0.7	0.7	3.2	●	●	●		
	11ER1.25ISO	11EL1.25ISO	1/4"	1.25	-	11	0.8	0.9	3.2	●	●	●		
	11ER1.50ISO	11EL1.50ISO	1/4"	1.5	-	11	0.8	1	3.2	●	●	●		
	11ER1.75ISO	11EL1.75ISO	1/4"	1.75	-	11	0.8	1.1	3.2	●	●	●		
	16ER0.50ISO	16EL0.50ISO	3/8"	0.5	-	16	0.6	0.6	3.65	●	●	●		
	16ER0.75ISO	16EL0.75ISO	3/8"	0.75	-	16	0.6	0.6	3.65	●	●	●		
	16ER1.00ISO	16EL1.00ISO	3/8"	1	-	16	0.7	0.7	3.65	●	●	●		
	16ER1.25ISO	16EL1.25ISO	3/8"	1.25	-	16	0.8	0.9	3.65	●	●	●		
	16ER1.50ISO	16EL1.50ISO	3/8"	1.5	-	16	0.8	1	3.65	●	●	●		
	16ER1.75ISO	16EL1.75ISO	3/8"	1.75	-	16	0.9	1.2	3.65	●	●	●		
	16ER2.00ISO	16EL2.00ISO	3/8"	2	-	16	1	1.3	3.65	●	●	●		
	16ER2.50ISO	16EL2.50ISO	3/8"	2.5	-	16	1.1	1.5	3.65	●	●	●		
	16ER3.00ISO	16EL3.00ISO	3/8"	3	-	16	1.2	1.6	3.65	●	●	●		
	22ER3.50ISO	22EL3.50ISO	1/2"	3.5	-	22	1.6	2.3	4.76	●	●	●		
	22ER4.00ISO	22EL4.00ISO	1/2"	4	-	22	1.6	2.3	4.76	●	●	●		
	22ER4.50ISO	22EL4.50ISO	1/2"	4.5	-	22	1.7	2.4	4.76	●	●	●		
	22ER5.00ISO	22EL5.00ISO	1/2"	5	-	22	1.7	2.5	4.76	●	●	●		
	27ER5.50ISO	27EL5.50ISO	5/8"	5.5	-	27.5	1.9	2.7	6.35	○	○	○		
	27ER6.00ISO	27EL6.00ISO	5/8"	6	-	27.5	2	2.9	6.35	○	○	○		

# ISO标准型螺纹刀片

ISO Metric Full Profile  
ISO標準型螺紋刀片



工件材料 Work Piece	P鋼	●	●	●
	M不銹鋼	●	●	●
	K鑄鐵	●	●	●
	N有色金屬	●	●	●
	S耐熱合金	●	●	●

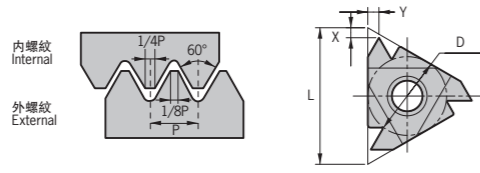
刀片 外形 Shape	型號 Specification		內接圓 直徑D Dia	加工螺紋 範圍 TPI				刀片尺寸 Size				硬質合金 Solid Carbide		
	右旋螺紋 Right Hand	左旋螺紋 Left Hand		mm	TPI	L	X	Y	T	DP1120	DP2120	NA20		
	06IR0.50ISO	06IL0.50ISO	5/32"	0.5	-	6	0.9	0.5	1.9	○	○	○		
	06IR0.75ISO	06IL0.75ISO	5/32"	0.75	-	6	0.8	0.5	1.9	○	○	○		
	06IR1.00ISO	06IL1.00ISO	5/32"	1	-	6	0.7	0.6	1.9	○	○	○		
	06IR1.25ISO	06IL1.25ISO	5/32"	1.25	-	6	0.6	0.6	1.9	○	○	○		
	08IR0.50ISO	08IL0.50ISO	3/16"	0.5	-	8	0.6	0.5	2.2	○	○	○		
	08IR0.75ISO	08IL0.75ISO	3/16"	0.75	-	8	0.6	0.5	2.2	○	○	○		
	08IR1.00ISO	08IL1.00ISO	3/16"	1	-	8	0.6	0.6	2.2	○	○	○		
	08IR1.25ISO	08IL1.25ISO	3/16"	1.25	-	8	0.6	0.7	2.2	○	○	○		
	08IR1.50ISO	08IL1.50ISO	3/16"	1.5	-	8	0.6	0.7	2.2	○	○	○		
	08IR1.75ISO	08IL1.75ISO	3/16"	1.75	-	8	0.6	0.8	2.2	○	○	○		
	11IR0.50ISO	11IL0.50ISO	1/4"	0.5	-	11	0.6	0.6	3.2	●	●	●		
	11IR0.75ISO	11IL0.75ISO	1/4"	0.75	-	11	0.6	0.6	3.2	●	●	●		
	11IR1.00ISO	11IL1.00ISO	1/4"	1	-	11	0.6	0.7	3.2	●	●	●		
	11IR1.25ISO	11IL1.25ISO	1/4"	1.25	-	11	0.8	0.9	3.2	●	●	●		
	11IR1.50ISO	11IL1.50ISO	1/4"	1.5	-	11	0.8	1	3.2	●	●	●		
	11IR1.75ISO	11IL1.75ISO	1/4"	1.75	-	11	0.9	1.1	3.2	●	●	●		
	11IR2.00ISO	11IL2.00ISO	1/4"	2	-	11	1	1.3	3.2	●	●	●		
	16IR0.50ISO	16IL0.50ISO	3/8"	0.5	-	16	0.6	0.6	3.65	●	●	●		
	16IR0.75ISO	16IL0.75ISO	3/8"	0.75	-	16	0.6	0.6	3.65	●	●	●		
	16IR1.00ISO	16IL1.00ISO	3/8"	1	-	16	0.6	0.7	3.65	●	●	●		
	16IR1.25ISO	16IL1.25ISO	3/8"	1.25	-	16	0.8	0.9	3.65	●	●	●		
	16IR1.50ISO	16IL1.50ISO	3/8"	1.5	-	16	0.8	1	3.65	●	●	●		
	16IR1.75ISO	16IL1.75ISO	3/8"	1.75	-	16	0.9	1.2	3.65	●	●	●		
	16IR2.00ISO	16IL2.00ISO	3/8"	2	-	16	1	1.3	3.65	●	●	●		
	16IR2.50ISO	16IL2.50ISO	3/8"	2.5	-	16	1.1	1.5	3.65	●	●	●		
	16IR3.00ISO	16IL3.00ISO	3/8"	3	-	16	1.1	1.5	3.65	●	●	●		
	22IR3.50ISO	22IL3.50ISO	1/2"	3.5	-	22	1.6	2.3	4.76	●	●	●		
	22IR4.00ISO	22IL4.00ISO	1/2"	4	-	22	1.6	2.3	4.76	●	●	●		
	22IR4.50ISO	22IL4.50ISO	1/2"	4.5	-	22	1.7	2.4	4.76	●	●	●		
	22IR5.00ISO	22IL5.00ISO	1/2"	5	-	22	1.7	2.5	4.76	●	●	●		
	27IR5.50ISO	27IL5.50ISO	5/8"	5.5	-	27.5	1.9	2.7	6.35	○	○	○		
	27IR6.00ISO	27IL6.00ISO	5/8"	6	-	27.5	2	2.9	6.35	○	○	○		

螺紋車刀片  
Turning Inserts  
切槽車刀片  
Grooving Inserts  
普通車刀片  
Turning Inserts  
銼刀片  
Milling Inserts  
銼刀片  
Boring Inserts  
刀片  
CARBIDE INSERTS

螺紋車刀片  
Turning Inserts  
切槽車刀片  
Grooving Inserts  
普通車刀片  
Turning Inserts  
銼刀片  
Milling Inserts  
銼刀片  
Boring Inserts  
刀片  
CARBIDE INSERTS

# UN通用螺紋刀片

UN-60° American UN Full Profile  
UN-60°美制統一標準螺紋刀片

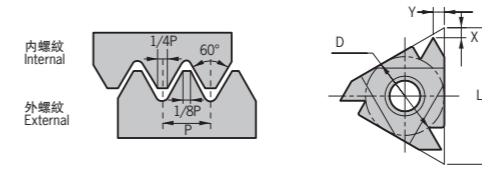


工件材料 Work Piece	P鋼	●	●
	M不銹鋼	●	●
	K鑄鐵	●	●
	N有色金屬	●	●
	S耐熱合金	●	●

刀片 外形 Shape	型號 Specification		內接圓 直徑D Dia	加工螺紋 範圍 TPI				刀片尺寸 Size				硬質合金 Solid Carbide		
	右旋螺紋 Right Hand	左旋螺紋 Left Hand		mm	TPI	L	X	Y	T	DP1120	DP2120	NA20		
	11ER32UN	11EL32UN	1/4"	-	32	11	0.6	0.6	3.2	●	●	●		
	11ER28UN	11EL28UN	1/4"	-	28	11	0.6	0.7	3.2	●	●	●		
	11ER24UN	11EL24UN	1/4"	-	24	11	0.7	0.8	3.2	●	●	●		
	11ER20UN	11EL20UN	1/4"	-	20	11	0.8	0.9	3.2	●	●	●		
	11ER18UN	11EL18UN	1/4"	-	18	11	0.8	1	3.2	●	●	●		
	11ER16UN	11EL16UN	1/4"	-	16	11	0.9	1.1	3.2	●	●	●		
	16ER32UN	16EL32UN	3/8"	-	32	16	0.6	0.6	3.65	●	●	●		
	16ER28UN	16EL28UN	3/8"	-	28	16	0.6	0.7	3.65	●	●	●		
	16ER24UN	16EL24UN	3/8"	-	24	16	0.7	0.8	3.65	●	●	●		
	16ER20UN	16EL20UN	3/8"	-	20	16	0.8	0.9	3.65	●	●	●		
	16ER18UN	16EL18UN	3/8"	-	18	16	0.8	1	3.65	●	●	●		
	16ER16UN	16EL16UN	3/8"	-	16	16	0.9	1.1	3.65	●	●	●		
	16ER14UN	16EL14UN	3/8"	-	14	16	1	1.2	3.65	●	●	●		
	16ER13UN	16EL13UN	3/8"	-	13	16	1.1	1.3	3.65	●	●	●		
	16ER12UN	16EL12UN	3/8"	-	12	16	1.1	1.4	3.65	●	●	●		
	16ER11UN	16EL11UN	3/8"	-	11	16	1.1	1.5	3.65	●	●	●		
	16ER10UN	16EL10UN	3/8"	-	10	16	1.1	1.5	3.65	●	●	●		
	16ER9UN	16EL9UN	3/8"	-	9	16	1.2	1.7	3.65	●	●	●		
	16ER8UN	16EL8UN	3/8"	-	8	16	1.2	2	3.65	●	●	●		
	22ER7UN	22EL7UN	1/2"	-	7	22	1.6	2.3	4.76	●	●	●		
	22ER6UN	22EL6UN	1/2"	-	6	22	1.6	2.3	4.76	●	●	●		
	22ER5UN	22EL5UN	1/2"	-	5	22	1.7	2.5	4.76	●	●	●		
	27ER4.5UN	27EL4.5UN	5/8"	-	4.5	27	1.9	2.7	6.35	○	○	○		
	27ER4UN	27EL4UN	5/8"	-	4	27	2.1	3	6.35	○	○	○		

# UN通用螺紋刀片

UN-60° American UN Full Profile  
UN-60°美制統一標準螺紋刀片



工件材料 Work Piece	P鋼	●	●
	M不銹鋼	●	●
	K鑄鐵	●	●
	N有色金屬	●	●
	S耐熱合金	●	●

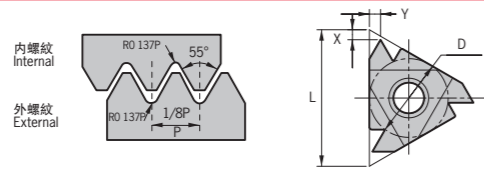
刀片 外形 Shape	型號 Specification		內接圓 直徑D Dia	加工螺紋 範圍 TPI				刀片尺寸 Size				硬質合金 Solid Carbide		
	右旋螺紋 Right Hand	左旋螺紋 Left Hand		mm	TPI	L	X	Y	T	DP1120	DP2120	NA20		
	06IR32UN	06IL32UN	5/32"	-	32	6	0.8	0.5	1.9	○	○	○		
	06IR28UN	06IL28UN	5/32"	-	28	6	0.8	0.6	1.9	○	○	○		
	06IR24UN	06IL24UN	5/32"	-	24	6	0.7	0.6	1.9	○	○	○		
	06IR20UN	06IL20UN	5/32"	-	20	6	0.6	0.6	1.9	○	○	○		
	06IR18UN	06IL18UN	5/32"	-	18	6	0.6	0.7	1.9	○	○	○		
	08IR32UN	08IL32UN	3/16"	-	32	8	0.6	0.5	2.2	○	○	○		
	08IR28UN	08IL28UN	3/16"	-	28	8	0.6	0.6	2.2	○	○	○		
	08IR24UN	08IL24UN	3/16"	-	24	8	0.6	0.6	2.2	○	○	○		
	08IR20UN	08IL20UN	3/16"	-	20	8	0.6	0.7	2.2	○	○	○		
	08IR18UN	08IL18UN	3/16"	-	18	8	0.6	0.7	2.2	○	○	○		
	08IR16UN	08IL16UN	3/16"	-	16	8	0.6	0.7	2.2	○	○	○		
	08IR14UN	08IL14UN	3/16"	-	14	8	0.6	0.8	2.2	○	○	○		
	11IR32UN	11IL32UN	1/4"	-	32	11	0.6	0.6	3.2	●	●	●		
	11IR28UN	11IL28UN	1/4"	-	28	11	0.6	0.7	3.2	●	●	●		
	11IR24UN	11IL24UN	1/4"	-	24	11	0.7	0.8	3.2	●	●	●		
	11IR20UN	11IL20UN	1/4"	-	20	11	0.8	0.9	3.2	●	●	●		
	11IR18UN	11IL18UN	1/4"	-	18	11	0.8	1	3.2	●	●	●		
	11IR16UN	11IL16UN	1/4"	-	16	11	0.9	1.1	3.2	●	●	●		
	16IR32UN	16IL32UN	3/8"	-	32	16	0.6	0.6	3.65	●	●	●		
	16IR28UN	16IL28UN	3/8"	-	28	16	0.6	0.7	3.65	●	●	●		
	16IR24UN	16IL24UN	3/8"	-	24	16	0.7	0.8	3.65	●	●	●		
	16IR20UN	16IL20UN	3/8"	-	20	16	0.8	0.9	3.65	●	●	●		
	16IR18UN	16IL18UN	3/8"	-	18	16	0.8	1	3.65	●	●	●		
	16IR16UN	16IL16UN	3/8"	-	16	16	0.9	1.1	3.65	●	●	●		
	16IR14UN	16IL14UN	3/8"	-	14	16	1	1.2	3.65	●	●	●		
	16IR13UN	16IL13UN	3/8"	-	13	16	1.1	1.3	3.65	●	●	●		
	16IR12UN	16IL12UN	3/8"	-	12	16	1.1	1.4	3.65	●	●	●		
	16IR11UN	16IL11UN	3/8"	-	11	16	1.1	1.5	3.65	●	●	●		
	16IR10UN	16IL10UN	3/8"	-	10	16	1.1	1.5	3.65	●	●	●		
	16IR9UN	16IL9UN	3/8"	-	9	16	1.2	1.7	3.65	●	●	●		
	16IR8UN	16IL8UN	3/8"	-	8	16	1.2	2	3.65	●	●	●		
	22IR7UN	22IL7UN	1/2"	-	7	22	1.6	2.3	4.76	●	●	●		
	22IR6UN	22IL6UN	1/2"	-	6	22	1.6	2.3	4.76	●	●	●		
	22IR5UN	22IL5UN	1/2"	-	5	22	1.7	2.5	4.76	●	●	●		
	27IR4.5UN	27IL4.5UN	5/8"	-	4.5	27	1.9	2.7	6.35	○	○	○		
	27IR4UN	27IL4UN	5/8"	-	4	27	2.1	3	6.35	○	○	○		

螺紋車刀片  
Grooving Insert  
切槽車刀片  
Grooving Insert  
普通車刀片  
Turning Inserts  
銼刀  
Milling Inserts  
銼刀  
Boring Inserts

螺紋車刀片  
Grooving Insert  
切槽車刀片  
Grooving Insert  
普通車刀片  
Turning Inserts  
銼刀  
Milling Inserts  
銼刀  
Boring Inserts

# W-55°通用螺紋刀片

W-55° Whitworth Full Profile  
W-55°英國惠氏螺紋刀片

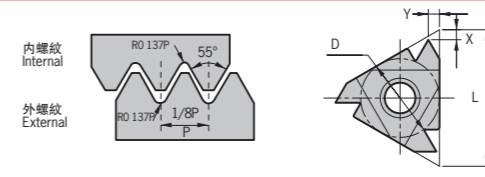


工件材料 Work Piece	P鋼	●	●
	M不銹鋼	●	●
	K鑄鐵	●	●
	N有色金屬	●	●
	S耐熱合金	●	●

刀片 外形 Shape	型號 Specification		內接圓 直徑D Dia	加工螺紋 範圍 TPI				刀片尺寸 Size				硬質合金 Solid Carbide		
	右旋螺紋 Right Hand	左旋螺紋 Left Hand		mm	TPI	L	X	Y	T	DP1120	DP2120	NA20		
	11ER28W	11EL28W	1/4"	-	28	11	0.6	0.7	3.2	●	●	●		
	11ER26W	11EL26W	1/4"	-	26	11	0.7	0.8	3.2	●	●	●		
	11ER20W	11EL20W	1/4"	-	20	11	0.8	0.9	3.2	●	●	●		
	11ER19W	11EL19W	1/4"	-	19	11	0.8	1	3.2	●	●	●		
	11ER18W	11EL18W	1/4"	-	18	11	0.8	1	3.2	●	●	●		
	11ER16W	11EL16W	1/4"	-	16	11	0.9	1.1	3.2	●	●	●		
	11ER14W	11EL14W	1/4"	-	14	11	1	1.2	3.2	●	●	●		
	16ER28W	16EL28W	3/8"	-	28	16	0.6	0.7	3.65	●	●	●		
	16ER26W	16EL26W	3/8"	-	26	16	0.7	0.8	3.65	●	●	●		
	16ER20W	16EL20W	3/8"	-	20	16	0.8	0.9	3.65	●	●	●		
	16ER19W	16EL19W	3/8"	-	19	16	0.8	1	3.65	●	●	●		
	16ER18W	16EL18W	3/8"	-	18	16	0.8	0.9	3.65	●	●	●		
	16ER16W	16EL16W	3/8"	-	16	16	0.9	1.1	3.65	●	●	●		
	16ER14W	16EL14W	3/8"	-	14	16	1	1.2	3.65	●	●	●		
	16ER12W	16EL12W	3/8"	-	12	16	1.1	1.4	3.65	●	●	●		
	16ER11W	16EL11W	3/8"	-	11	16	1.1	1.5	3.65	●	●	●		
	16ER10W	16EL10W	3/8"	-	10	16	1.1	1.5	3.65	●	●	●		
	16ER9W	16EL9W	3/8"	-	9	16	1.2	1.5	3.65	●	●	●		
	16ER8W	16EL8W	3/8"	-	8	16	1.2	1.7	3.65	●	●	●		
	22ER7W	22EL7W	1/2"	-	7	22	1.6	2.3	4.76	●	●	●		
	22ER6W	22EL6W	1/2"	-	6	22	1.6	2.3	4.76	●	●	●		
	22ER5W	22EL5W	1/2"	-	5	22	1.7	2.4	4.76	●	●	●		
	27ER4.5W	27EL4.5W	5/8"	-	4.5	27	1.8	2.6	6.35	○	○	○		
	27ER4W	27EL4W	5/8"	-	4	27	2	2.9	6.35	○	○	○		

# W-55°通用螺紋刀片

W-55° Whitworth Full Profile  
W-55°英國惠氏螺紋刀片



工件材料 Work Piece	P鋼	●	●
	M不銹鋼	●	●
	K鑄鐵	●	●
	N有色金屬	●	●
	S耐熱合金	●	●

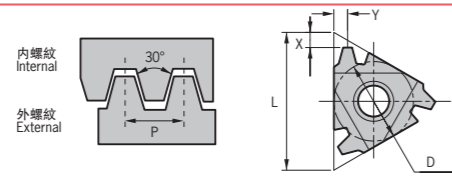
刀片 外形 Shape	型號 Specification		內接圓 直徑D Dia	加工螺紋 範圍 TPI				刀片尺寸 Size				硬質合金 Solid Carbide		
	右旋螺紋 Right Hand	左旋螺紋 Left Hand		mm	TPI	L	X	Y	T	DP1120	DP2120	NA20		
	06IR26W	06IL26W	5/32"	-	26	6	0.7	0.6	1.9	○	○	○		
	06IR22W	06IL22W	5/32"	-	22	6	0.6	0.6	1.9	○	○	○		
	06IR20W	06IL20W	5/32"	-	20	6	0.6	0.7	1.9	○	○	○		
	06IR18W	06IL18W	5/32"	-	18	6	0.6	0.7	1.9	○	○	○		
	08IR28W	08IL28W	3/16"	-	28	8	0.6	0.6	2.2	○	○	○		
	08IR24W	08IL24W	3/16"	-	24	8	0.6	0.6	2.2	○	○	○		
	08IR20W	08IL20W	3/16"	-	20	8	0.6	0.7	2.2	○	○	○		
	08IR19W	08IL19W	3/16"	-	19	8	0.6	0.7	2.2	○	○	○		
	08IR18W	08IL18W	3/16"	-	18	8	0.6	0.7	2.2	○	○	○		
	08IR16W	08IL16W	3/16"	-	16	8	0.6	0.7	2.2	○	○	○		
	11IR28W	11IL28W	1/4"	-	28	11	0.6	0.6	3.2	●	●	●		
	11IR26W	11IL26W	1/4"	-	26	11	0.6	0.7	3.2	●	●	●		
	11IR20W	11IL20W	1/4"	-	20	11	0.7	0.9	3.2	●	●	●		
	11IR19W	11IL19W	1/4"	-	19	11	0.8	1	3.2	●	●	●		
	11IR18W	11IL18W	1/4"	-	18	11	0.8	1	3.2	●	●	●		
	11IR16W	11IL16W	1/4"	-	16	11	0.9	1.1	3.2	●	●	●		
	11IR14W	11IL14W	1/4"	-	14	11	1	1.2	3.2	●	●	●		
	16IR28W	16IL28W	3/8"	-	28	16	0.6	0.7	3.65	●	●	●		
	16IR26W	16IL26W	3/8"	-	26	16	0.7	0.8	3.65	●	●	●		
	16IR20W	16IL20W	3/8"	-	20	16	0.8	0.9	3.65	●	●	●		
	16IR19W	16IL19W	3/8"	-	19	16	0.8	1	3.65	●	●	●		
	16IR18W	16IL18W	3/8"	-	18	16	0.8	1	3.65	●	●	●		
	16IR16W	16IL16W	3/8"	-	16	16	0.9	1.1	3.65	●	●	●		
	16IR14W	16IL14W	3/8"	-	14	16	1	1.2	3.65	●	●	●		
	16IR12W	16IL12W	3/8"	-	12	16	1.1	1.4	3.65	●	●	●		
	16IR11W	16IL11W	3/8"	-	11	16	1.1	1.5	3.65	●	●	●		
	16IR10W	16IL10W	3/8"	-	10	16	1.1	1.5	3.65	●	●	●		
	16IR9W	16IL9W	3/8"	-	9	16	1.2	1.5	3.65	●	●	●		
	16IR8W	16IL8W	3/8"	-	8	16	1.2	1.7	3.65	●	●	●		
	22IR7W	22IL7W	1/2"	-	7	22	1.6	2.3	4.76	●	●	●		
	22IR6W	22IL6W	1/2"	-	6	22	1.6	2.3	4.76	●	●	●		
	22IR5W	22IL5W	1/2"	-	5	22	1.7	2.4	4.76	●	●	●		
	27IR4.5W	27IL4.5W	5/8"	-	4.5	27	1.8	2.6	6.35	○	○	○		
	27IR4W	27IL4W	5/8"	-	4	27	2	2.9	6.35	○	○	○		

螺紋車刀片  
切槽車刀片  
普通車刀片  
銼刀片  
鑽刀片  
CARBIDE INSERTS

螺紋車刀片  
切槽車刀片  
普通車刀片  
銼刀片  
鑽刀片  
CARBIDE INSERTS

# TR-30°通用螺纹刀片

TR-30° Inserts for Threads in Trapezoid Shape  
TR-30°標準梯形螺纹刀片



工件材料 Work Piece	P鋼	●	●
	M不銹鋼	●	●
	K鑄鐵	●	●
	N有色金屬	●	●
	S耐熱合金	●	●

刀片 外形 Shape	型號 Specification		內接圓 直徑D Dia	加工螺紋 範圍 TPI						硬質合金 Solid Carbide		
	右旋螺紋 Right Hand	左旋螺紋 Left Hand		mm	TPI	L	X	Y	T	DP1120	DP2120	NA20
	16ER1.50TR	16EL1.50TR	3/8"	1.5	-	16	1	1.1	3.65	●	●	●
	16ER2.00TR	16EL2.00TR	3/8"	2	-	16	1.1	1.3	3.65	●	●	●
	16ER3.00TR	16EL3.00TR	3/8"	3	-	16	1.3	1.5	3.65	●	●	●
	22ER4.00TR	22EL4.00TR	1/2"	4	-	22	1.7	1.9	4.76	●	●	●
	22ER5.00TR	22EL5.00TR	1/2"	5	-	22	2.1	2.5	4.76	●	●	●
	27ER6.00TR	27EL6.00TR	5/8"	6	-	27	2.2	2.6	6.35	○	○	○
	27ER7.00TR	27EL7.00TR	5/8"	7	-	27	2.3	2.7	6.35	○	○	○
	16IR1.50TR	16IL1.50TR	3/8"	1.5	-	16	1	1.1	3.65	●	●	●
	16IR2.00TR	16IL2.00TR	3/8"	2	-	16	1.1	1.3	3.65	●	●	●
	16IR3.00TR	16IL3.00TR	3/8"	3	-	16	1.3	1.5	3.65	●	●	●
	22IR4.00TR	22IL4.00TR	1/2"	4	-	22	1.7	1.9	4.76	●	●	●
	22IR5.00TR	22IL5.00TR	1/2"	5	-	22	2.1	2.5	4.76	●	●	●
	27IR6.00TR	27IL6.00TR	5/8"	6	-	27	2.2	2.6	6.35	○	○	○
	27IR7.00TR	27IL7.00TR	5/8"	7	-	27	2.3	2.7	6.35	○	○	○



螺紋車刀片  
Turning Inserts  
切槽車刀片  
Grooving Inserts  
普通車刀片  
Turning Inserts  
銼刀片  
Milling Inserts  
銼刀片  
Boring Inserts  
刀片  
CARBIDE INSERTS